



AMATEUR BOWLERS TOUR
 PO BOX 72608 - ROSELLE, IL 60172 - (630) 295-8551
 www.abtchicagoland.com

REGULAR SINGLES

ST CHARLES BOWL **MARCH 19-20, 2016**

| PRIZE FUND | | | | TOURNAMENT FINANCIAL REPORT | |
|-------------------------|---|---------|-------------------|----------------------------------|-------------------|
| 76 Entries | @ | \$27.00 | = | Combo Prize Fund | \$3,695.00 |
| Bonanza Progressive | | | \$1,050.00 | Optional Sweepers Paid | \$912.00 |
| Winner's Pot | | | \$450.00 | Brackets Paid | \$765.00 |
| Added By ABT | | | \$143.00 | Optional Side Pots Paid | \$579.00 |
| Total Prize Fund | | | \$3,695.00 | Handicap 315 Pot Paid | \$0.00 |
| | | | | Scratch 300 Pot Paid | \$0.00 |
| | | | | Clean Pot Paid | \$0.00 |
| | | | | Personal Parlay Paid | \$440.00 |
| | | | | Promotions | \$55.00 |
| | | | | Raffle Balls | \$200.00 |
| | | | | Champions Shirts | \$75.00 |
| | | | | Total Paid Out This Event | \$6,721.00 |

TOURNAMENT NOTES

Thanks to this weekend's volunteers: Rose Morrissey, Linda Scaletta, and Dale Warfel.

Congratulations to our entry raffle winners, Devin Knabenbauer won a free entry and Wayne Malec won the Bowlers Connection "Pick Your Ball" raffle.

The 2016 Bowler Of The Year started on December 5-6 at Sunset Bowl. It will again end with the Thanksgiving event in 2015. Qualification for the Grand Finals will occur by quarter. The second quarter ends May 31, 2016. Three members each quarter will advance to the 2016 Grand Finals. Held in December, the event will be a Top 12.

CHAMPION

Charlie Craddock Age 48 Titles 1

Charlie is a field tech operator for Silver IP. He is engaged to Eleanor and they have four children. Charlie has been bowling for 20 years and bowls league at Streamwood Bowl, BZ Roselle, and Stardust Bowl. He has a high game of 299 and a high series of 756 to his credit. Charlie was throwing a Hammer LTD drilled at Tim's Pro Shop. In addition to bowling Charlie enjoys fishing and dancing. He wanted to thank ABT Director Mike Fagan. Charlie will put his winnings into savings.

TOTAL PAID OUT BY CHICAGOLAND BRANCH

| | | | |
|-------------|--------------------|----------------------------|------------------------|
| 2016 | \$65,110.00 | Since November 1991 | \$20,860,788.70 |
|-------------|--------------------|----------------------------|------------------------|

SUNDAY FINALS RESULTS

| PLACE | FINALIST | GMS | SCORE | BASE | BONANZA | WIN POT | TOTAL | B.O.Y. | GRAND |
|-------|-------------------|-----|-------|----------|----------|----------|-------------------|-----------|----------|
| 1 | Charlie Craddock | 2 | 520 | \$500.00 | \$600.00 | \$450.00 | \$1,550.00 | 20 | Y |
| 2 | Don Koenig | 2 | 487 | \$250.00 | \$300.00 | | \$550.00 | 15 | Y |
| 3 | Steve Morrissey | 2 | 444 | \$150.00 | \$150.00 | | \$300.00 | 10 | Y |
| T4 | Wayne Malec | 1 | 219 | \$125.00 | | | \$125.00 | 0 | N |
| T4 | Mike Martenson Sr | 1 | 207 | \$125.00 | | | \$125.00 | 0 | Y |
| T4 | Steve Koszola | 1 | 181 | \$125.00 | | | \$125.00 | 0 | N |

[illegible]

Round 1: Craddock 238; Koenig 225; Morrissey 222; Malec 219; Martenson 207; Koszola 181
Championship: Craddock 282; Koenig 262; Morrissey 222

| CUT SCORES | |
|------------|-----|
| 1 | 100 |
| 2 | 100 |
| 3 | 100 |
| 4 | 100 |
| 5 | 100 |
| 6 | 100 |
| 7 | 100 |
| 8 | 100 |
| 9 | 100 |
| 10 | 100 |
| 11 | 100 |
| 12 | 100 |
| 13 | 100 |
| 14 | 100 |
| 15 | 100 |
| 16 | 100 |
| 17 | 100 |
| 18 | 100 |
| 19 | 100 |
| 20 | 100 |
| 21 | 100 |
| 22 | 100 |
| 23 | 100 |
| 24 | 100 |
| 25 | 100 |
| 26 | 100 |
| 27 | 100 |
| 28 | 100 |
| 29 | 100 |
| 30 | 100 |
| 31 | 100 |
| 32 | 100 |
| 33 | 100 |
| 34 | 100 |
| 35 | 100 |
| 36 | 100 |
| 37 | 100 |
| 38 | 100 |
| 39 | 100 |
| 40 | 100 |
| 41 | 100 |
| 42 | 100 |
| 43 | 100 |
| 44 | 100 |
| 45 | 100 |
| 46 | 100 |
| 47 | 100 |
| 48 | 100 |
| 49 | 100 |
| 50 | 100 |
| 51 | 100 |
| 52 | 100 |
| 53 | 100 |
| 54 | 100 |
| 55 | 100 |
| 56 | 100 |
| 57 | 100 |
| 58 | 100 |
| 59 | 100 |
| 60 | 100 |
| 61 | 100 |
| 62 | 100 |
| 63 | 100 |
| 64 | 100 |
| 65 | 100 |
| 66 | 100 |
| 67 | 100 |
| 68 | 100 |
| 69 | 100 |
| 70 | 100 |
| 71 | 100 |
| 72 | 100 |
| 73 | 100 |
| 74 | 100 |
| 75 | 100 |
| 76 | 100 |
| 77 | 100 |
| 78 | 100 |
| 79 | 100 |
| 80 | 100 |
| 81 | 100 |
| 82 | 100 |
| 83 | 100 |
| 84 | 100 |
| 85 | 100 |
| 86 | 100 |
| 87 | 100 |
| 88 | 100 |
| 89 | 100 |
| 90 | 100 |
| 91 | 100 |
| 92 | 100 |
| 93 | 100 |
| 94 | 100 |
| 95 | 100 |
| 96 | 100 |
| 97 | 100 |
| 98 | 100 |
| 99 | 100 |
| 100 | 100 |

| | | | | | | | |
|----------------|-----------------|-----|---------------|-----|--|--------------------|--------------------------|
| Classic | Saturday | +38 | Sunday | +66 | | Gold Ticket | Wayne Malec |
| Masters | Saturday | +93 | Sunday | +62 | | Gold Ticket | Dave Palojarvi Jr |

HANDICAP 315 POT

| | |
|-------------------|------------|
| This Event | No winners |
|-------------------|------------|

| | | | | | | | | | | | | | |
|-------------------|--------------|---------|--------------|---------|--|------------|-------|------------|-------|------------|-------|------------|---------|
| Next Event | Total | \$2,120 | Avail | \$1,060 | | 300 | \$424 | 305 | \$636 | 310 | \$848 | 315 | \$1,060 |
|-------------------|--------------|---------|--------------|---------|--|------------|-------|------------|-------|------------|-------|------------|---------|

SCRATCH 300 POT

| | |
|-------------------|------------|
| This Event | No winners |
|-------------------|------------|

| | | | | | | | | | | | | | |
|-------------------|--------------|-------|--------------|-------|--|------------|-------|------------|-------|------------|-------|------------|-------|
| Next Event | Total | \$989 | Avail | \$495 | | 268 | \$198 | 279 | \$297 | 290 | \$396 | 300 | \$495 |
|-------------------|--------------|-------|--------------|-------|--|------------|-------|------------|-------|------------|-------|------------|-------|


CLEAN POT

| | |
|-------------------|------------|
| This Event | No winners |
|-------------------|------------|



| | | | | | | | | | | | | |
|-------------------|--------------|---------|--------------|---------|------------|-------|-----------|---------|-------------|---------|------------|---------|
| Next Event | Total | \$8,869 | Avail | \$4,435 | / X | \$887 | X/ | \$1,774 | XX - | \$2,661 | XXX | \$4,435 |
|-------------------|--------------|---------|--------------|---------|------------|-------|-----------|---------|-------------|---------|------------|---------|

SEMIFINALS RESULTS


| PLACE | SCORE | SEMIFINALISTS | BRANCH | HDCP | PRIZE | BOY | GF |
|-------|-------|--------------------------|--------|------|-----------------|-----|----|
| 1 | +107 | Steve Koszola | CHI | 18+2 | **** | 24 | N |
| 2 | +89 | Don Koenig | CHI | 52+6 | **** | 23 | Y |
| 3 | +84 | Mike Martenson Sr | CHI | 16 | **** | 22 | Y |
| 4 | +82 | Steve Morrissey | CHI | 23+1 | **** | 21 | Y |
| 5 | +82 | Charlie Craddock | CHI | 30+6 | **** | 20 | Y |
| 6 | +61 | Wayne Malec | CHI | 37+8 | **** | 19 | N |
| 7 | +78 | Dave Palojarvi Jr | CHI | 16+1 | \$105.00 | 18 | Y |
| 8 | +32 | Teri Derby | CHI | 49 | \$105.00 | 17 | N |
| 9 | +30 | Kevin Warfel | CHI | 44+5 | \$105.00 | 16 | Y |
| 10 | +20 | Germaine Tyler | CHI | 19 | \$105.00 | 15 | N |
| 11 | +11 | Harvey Lee | CHI | 30+6 | \$100.00 | 14 | N |
| 12 | +9 | Gary Prochaska | CHI | 14+4 | \$100.00 | 13 | N |
| T13 | +2 | Coleman Evans | CHI | 34+2 | \$100.00 | 12 | N |
| T13 | +2 | Dane Willman | CHI | 33+1 | \$100.00 | 11 | Y |
| 15 | DNS | Joe Maltese | CHI | 31 | \$100.00 | 10 | N |



THE BOWLER'S COMPANY™

Performance – for **YOUR** Game.™





| PERSONAL PARLAY | | | | | | | | | | | |
|----------------------------|-------|------|--------|------------------------------|-------|-------------------|----------|------------------------------|-------|-------------------|----------|
| Friday | | | | Saturday | | | | Sunday | | | |
| 0 Entries | | | | 11 Entries | | | | 27 Entries | | | |
| Place | Score | Name | Prize | Place | Score | Name | Prize | Place | Score | Name | Prize |
| | | | | 1 | 747 | M Martenson Sr | \$100.00 | 1 | 721 | Kevin Sikora | \$60.00 |
| | | | | 2 | 704 | Gary Prochaska | \$20.00 | 2 | 711 | Coleman Evans | \$60.00 |
| | | | | | | | | 3 | 707 | Steve Koszola | \$20.00 |
| | | | | | | | | 4 | 684 | M Martenson Sr | \$100.00 |
| | | | | | | | | 5 | 682 | Steve Morrissey | \$20.00 |
| | | | | | | | | 6 | 682 | Dave Palojarvi Jr | \$60.00 |
| HANDICAP "BEST 2" SWEEPERS | | | | | | | | | | | |
| Friday | | | | Saturday | | | | Sunday | | | |
| 0 Entries @ \$12 = \$0.00 | | | | 11 Entries @ \$12 = \$132.00 | | | | 28 Entries @ \$12 = \$336.00 | | | |
| Added by ABT Chicagoland | | | \$0.00 | Added by ABT Chicagoland | | | \$0.00 | Added by ABT Chicagoland | | | \$0.00 |
| Total Prize Fund | | | \$0.00 | Total Prize Fund | | | \$132.00 | Total Prize Fund | | | \$336.00 |
| Place | Score | Name | Prize | Place | Score | Name | Prize | Place | Score | Name | Prize |
| | | | | 1 | 508 | M Martenson Sr | \$88.00 | 1 | 510 | Steve Koszola | \$160.00 |
| | | | | 2 | 489 | Dave Palojarvi Jr | \$44.00 | 2 | 490 | Kevin Sikora | \$80.00 |
| | | | | | | | | 3 | 488 | Coleman Evans | \$45.00 |
| | | | | | | | | 4 | 484 | Dave Palojarvi Jr | \$26.00 |
| | | | | | | | | 5 | 480 | Steve Morrissey | \$25.00 |
| SCRATCH SWEEPERS | | | | | | | | | | | |
| Friday | | | | Saturday | | | | Sunday | | | |
| 0 Entries @ \$12 = \$0.00 | | | | 3 Entries @ \$12 = \$36.00 | | | | 11 Entries @ \$12 = \$132.00 | | | |
| Added by ABT Chicagoland | | | \$0.00 | Added by ABT Chicagoland | | | \$0.00 | Added by ABT Chicagoland | | | \$0.00 |
| Total Prize Fund | | | \$0.00 | Total Prize Fund | | | \$36.00 | Total Prize Fund | | | \$132.00 |
| Place | Score | Name | Prize | Place | Score | Name | Prize | Place | Score | Name | Prize |
| | | | | 1 | 699 | M Martenson Sr | \$36.00 | 1 | 647 | Steve Koszola | \$88.00 |
| | | | | | | | | 2 | 636 | M Martenson Sr | \$44.00 |
| SENIORS SWEEPERS | | | | | | | | | | | |
| Friday | | | | Saturday | | | | Sunday | | | |
| 0 Entries @ \$12 = \$0.00 | | | | 5 Entries @ \$12 = \$60.00 | | | | 18 Entries @ \$12 = \$216.00 | | | |
| Added by ABT Chicagoland | | | \$1.00 | Added by ABT Chicagoland | | | \$0.00 | Added by ABT Chicagoland | | | \$0.00 |
| Total Prize Fund | | | \$1.00 | Total Prize Fund | | | \$60.00 | Total Prize Fund | | | \$216.00 |
| Place | Score | Name | Prize | Place | Score | Name | Prize | Place | Score | Name | Prize |
| | | | | 1 | 747 | M Martenson Sr | \$60.00 | 1 | 721 | Kevin Sikora | \$120.00 |
| | | | | | | | | 2 | 707 | Steve Koszola | \$60.00 |
| | | | | | | | | 3 | 684 | M Martenson Sr | \$36.00 |